

LATOOR


Excellent glare-control

The main body is made of high density die-cast aluminum. Low-glare and a wide variety of optical accessories are the key features of this series.

Latour Standard has been designed for installation on track and ceiling.

Suitable for high-end restaurants, retail shops, galleries and museums.

PAGE. 11




Standard

Slim

Compact & Aesthetic design

The integral cylinder shape leaves the visual impression of ultra minimalism. The deep concave structure provides excellent glare control.

PAGE. 13





DTL065W recessed **DTL065X** recessed **DTL065Y** recessed **DTL065Z** recessed

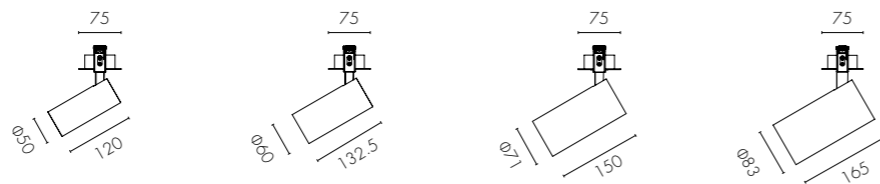
General Information

Optics	15°/24°/36°	15°/24°/36°	15°/24°/36°	15°/24°/36°
System Power (Watt)	9W	15W	20W	30W
System Luminous flux (lm)	650lm	1000lm	1500lm	1750lm
Driver parameters	36V/210mA	36V/360mA	36V/480mA	36V/700mA
Cut out (mm)	Ø65	Ø65	Ø65	Ø65

Technical Details

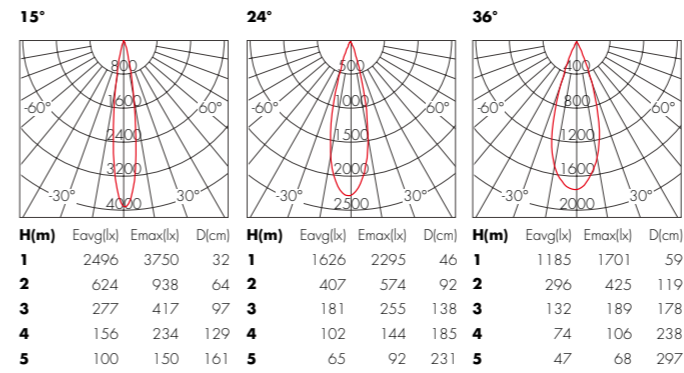
Light Source	LED COB
Colour temperature	2700K/3000K/4000K
CRI (Ra/R9)	RA>90/R9>50
Colour Consistency	SDCM<3
UGR	<16
IP-rated	IP20
Lifetime	>50,000h
Warranty	3 Years/5 Years
Driver	ON/OFF, Phase, 0-10V, Dali

Dimensions (mm)

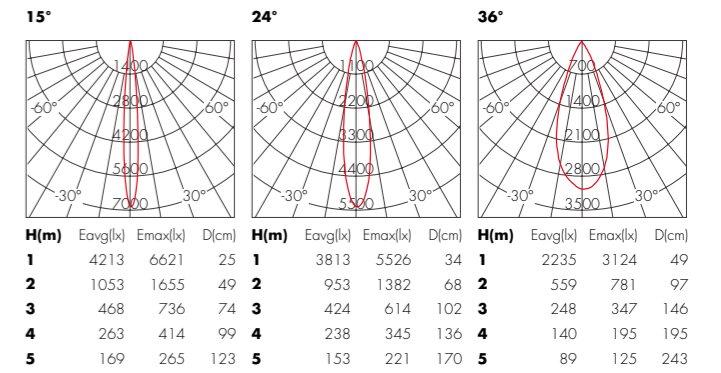


PHOTOMETRIC

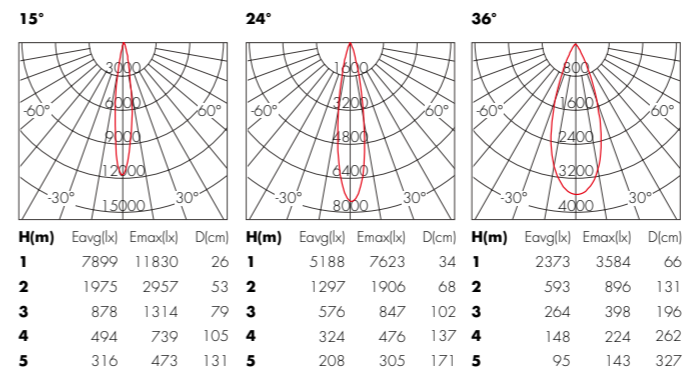
DTL065W 9W



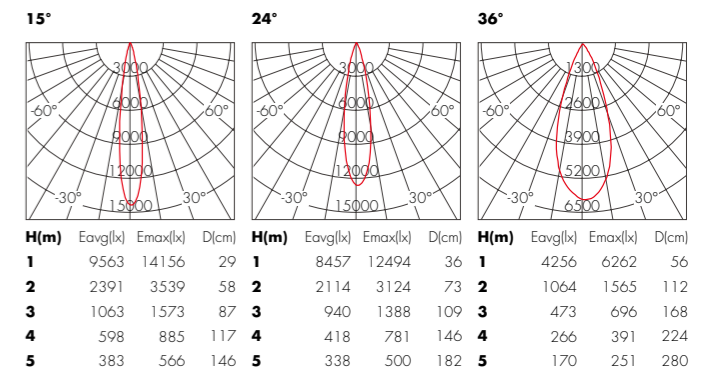
DTL065X 15W




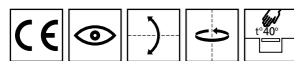
DTL065Y 20W



DTL065Z 30W



Accessories



Honey comb louvre Linear Spread

Finishes



White Black Titanium